

User Guide Release 1.1 and 1.2

Content

- [Karma, Medals and Badges!](#)
 - [Karma](#)
 - [Medals](#)
 - [Badges](#)
- [Notification](#)
- [The Karma Overview](#)
 - [Karma History](#)
 - [Karma Ranking](#)
 - [Medals](#)
 - [Badges](#)
 - [I don't want the fun with Karma!](#)
- [Karma Configuration](#)
 - [General Configuration](#)
 - [Karma Events](#)
 - [Badges](#)
 - [Medals](#)

Karma, Medals and Badges!

You want more fun while working? Writing blog entries, commenting on other articles and simply using Confluence on a daily basis with even more fun. Even if you already have successfully established Confluence, the Plugin Karma offers you additional value. Your Wiki offers a few functions that are probably as good as never used – what a shame for all the great effects! Do you and your colleagues update your statuses daily? Do you tag key words in every blog entry to make the search for content easier? No? Then just wait until you have installed Karma. Using all these functions earns Karma points. Karma for Confluence offers your Wiki a new kind of power and more fun, even for the most enthusiastic user. Get in the competition and earn some Karma!

Karma

So, what will give you the big points? Actually this depends on your [Karma configuration](#) in the administration, but here is the list of the standard Karma setting.

+15 pts.	Create a blog post
+10 pts.	Create a page
+3 pts.	Create a comment
+5 pts.	Label a page or blog post
+10 pts.	Other people like your content
+2 pts.	Write a Status Update
+2 pts.	Follow someone
+10 pts.	Someone is following you
+20 pts.	Create s personal Space
+3 pts.	Edit a blog post
+3 pts.	Edit a page
+2 pts.	Follow a space
+2 pts.	Follow a page
+2 pts.	Follow a blog post
+30 pts.	Receive a medal

Karma for each user


In general, the number of collected Karma points is shown behind the names of the users. Here are some examples:

Popular

All Updates

Favourite Spaces

Network




John Smith (67 karma)



New Karma Post

Updated a minute ago (view change)



John Smith (67 karma)

Profile updated 7 minutes ago

Confluence

Spaces

People


Create



Blog / 2013 / März / 06

New Karma Post

Added by Karla Karma (151 karma), last edited by John Smith (67 karma) on Mar 07, 2013 (view change)



Karla Karma (74 karma)

E-Mail:


K.Karla@communardo.de

Medals

Someone made your day today? Show it and award a medal.




Hero of the day




Busy Bee



Life Saver



Genius



Thank You



Time-Saver



Great Time

By default, you can give two medals per day, so choose wisely. You can award a medal either by using the [Karma Overview](#) or via the hover profile card of a user:












(P.S.: Receiving a medal will give you some Karma Points, too!)

Badges

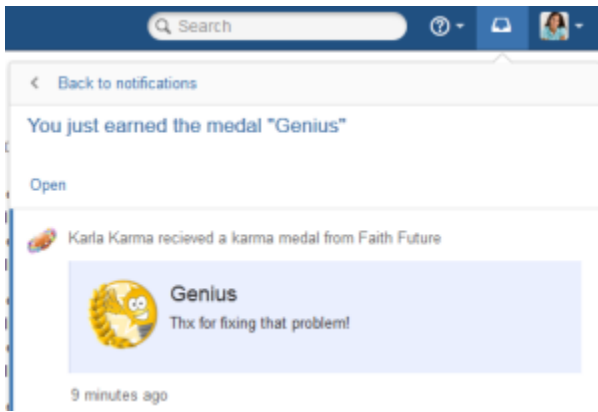
Besides Karma, you can obtain badges for particular actions or an accumulation of activities. Nearly everyone can get the Badge 'Mayfly'. But will you be able to land the titles of 'Label Neurotic' or 'Morning Bird'? So, if you are active, you will be rewarded with the acquisition of badges.

	Message in a Bottle Write a comment
	Hello World Update your Status
	Wet paint! Create a new page
	Mayfly Create a new blogpost
	Highlighter Add a label

	Sputnik Follow someone
	Love Letter Get 30 likes for one comment, page or blogpost
	Morning Bird Login to the system before 8am
	Night Owl Login to the system after 9pm
	Lighthouse At least 30 people follow you
	Commentator Write 100 Comments
	Label Neurotic Label 1000 pages or blogposts
	Like an open book Write 1000 status updates
	Newspaper Man Add 1000 pages or blogposts

Notification

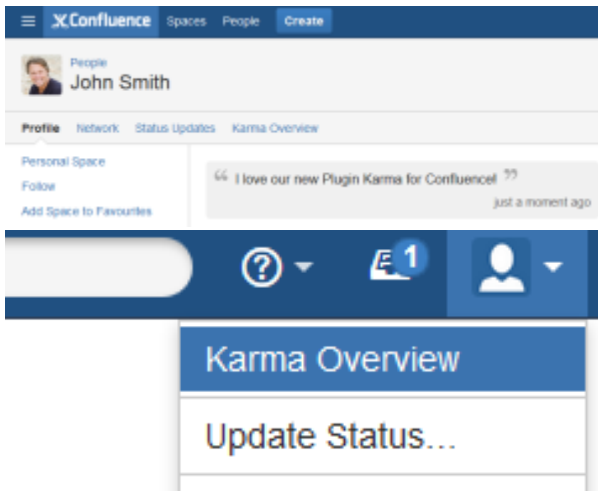
Whenever you or someone you follow receives a new medal or badge, you will get a notification via email or the Confluence Workbox at the upper right:



You don't want an email? No Problem: In your own [Karma Overview](#) click the Button "Configuration". It is located in the upper right corner of the screen. Simply deselect the email notifications in the pop-up and you won't receive them anymore.

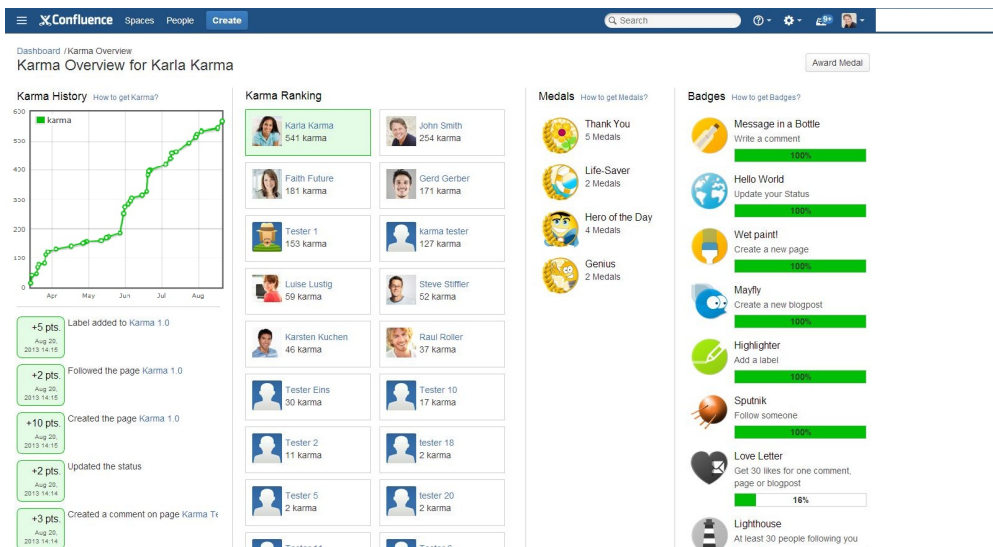
The Karma Overview

You can reach it via the user profile view or the user dropdown.



The Karma Overview provides detailed information about Karma Points of a single user. You can have a look at your Karma Overview, but also the one of your team members.

It is divided into four parts: Karma History, Karma Ranking, Medals, Badges



Karma History

The Karma History consist of a graph which shows your current Karma progress and the last 20 Karma Point events listed below. This graph will be updated once a day. In the list you can see, what you did for your Karma. When you have been awarded a medal, additionally the text, why you were such a good guy, is shown. The top right link on this column leads to a dialogue that shows all actions which you can get karma for.

Karma Ranking

Karma Ranking lists all users which already gained Karma sorted descending by their Karma Points. The currently selected user is highlighted in green and therefore it is easy to find the current ranking. This allows you to immediately see how many points you still need to surpass your team colleagues. When you click on the profile of a colleague, you will come to their Karma Overview.

Medals

In this area you can see, which Medal the Karma User was awarded yet and how often. The top right link will give you an overview on all available badges.

Badges

The last column shows the current status of the Karma Users badges: achieved ones and in progress. The top right link on this column leads to a dialogue with all available badges.

I don't want the fun with Karma!

What a pity! But here we go: In your own Karma Overview click the Button "Configuration". It is located in the upper right corner of the screen. Simply deselect your participation in the pop-up and you won't be listed anymore. If you want to join again, you won't have to start from the scratch. Just select the participation again and you will start, where you left (except the [configuration](#) is set to loose Karma over the time, if you are not active.).

Karma Configuration

In the Administration of Confluence you have the option to configure Karma.

General Configuration

You can decide whether or not Karma Points are shown on each user link.

Karma Events

You don't want to give Karma, when you search for something? You want to receive more Karma on the editing of a page? You want that your users have to regain Karma? No problem! In the Karma Events section you can choose for each event, if it will give Karma and how much Karma Point is earned by doing so.

Furthermore you can define, how much Karma will be lost (or gained) over the time. This affects all users, but it won't decrease Karma Points from a user, who has 0 Karma Points. If you want to regularly decrease 5 Karma Points you need to fill in "-5". To schedule the interval of the in- or decrease you need go to the "Scheduled Jobs" administration. Choose "Edit" on the "Karma Decrease/Increase Job" and define the new interval via Cron Expression.

You can go back to the standard setting by clicking the reset button.

Badges

If you do not want or need all of the badges, you can decide one by one, which badge will be available.

Medals

Additionally to the option to limit the variety of medals, you can define how much medals per day a user can award to another user. The standard is 2.

The screenshot displays the 'Karma Configuration' interface, which is divided into three main sections: 'Badges', 'Karma Events', and 'Medals'. The 'Badges' section on the left lists various achievement icons and their descriptions, such as 'Message in a Bottle' (Write a comment) and 'Hello World' (Update your Status). The 'Karma Events' section in the center lists actions and the points awarded for each, such as 'Create a blogpost' (15 pts) and 'Create a page' (10 pts). The 'Medals' section on the right shows a list of medals, including 'Hero of the Day' and 'Busy Bee', with a note about the number of medals per day a user can earn. The interface includes checkboxes to activate or deactivate each item and a 'Save Karma Configuration' button at the bottom of each section.