

# User Guide Release 1.4

## Content

- [Karma, Medals and Badges!](#)
  - [Karma](#)
  - [Medals](#)
  - [Badges](#)
- [Notification](#)
- [The Karma Overview](#)
  - [Karma History](#)
  - [Karma Ranking](#)
  - [Medals](#)
  - [Badges](#)
  - [I don't want the fun with Karma!](#)
- [Macros](#)
  - ["karma-medals"](#)
- [Karma Configuration](#)
  - [General Configuration](#)
  - [Karma Events](#)
  - [Badges](#)
  - [Medals](#)

## Karma, Medals and Badges!

You want more fun while working? Writing blog entries, commenting on other articles and simply using Confluence on a daily basis with even more fun. Even if you already have successfully established Confluence, the Plugin Karma offers you additional value. Your Wiki offers a few functions that are probably as good as never used – what a shame for all the great effects! Do you and your colleagues update your statuses daily? Do you tag key words in every blog entry to make the search for content easier? No? Then just wait until you have installed Karma. Using all these functions gives you Karma points. Karma for Confluence offers your Wiki a new kind of power and more fun, even for the most enthusiastic user. Get in the competition and earn some Karma!

## Karma

So, what will give you the big points? Actually this depends on your [Karma configuration](#) in the administration, but here is the list of the standard Karma setting.

+15 pts.	Create a blog post
+10 pts.	Create a page
+3 pts.	Create a comment
+5 pts.	Label a page or blog post
+10 pts.	Other people like your content
+2 pts.	Update your user profile information
+2 pts.	Write a Status Update
+2 pts.	Follow someone
+10 pts.	Someone is following you
+20 pts.	Create s personal Space
+3 pts.	Edit a blog post
+15 pts.	Upload a new profile picture
+3 pts.	Edit a page
+2 pts.	Follow a space
+2 pts.	Follow a page
+2 pts.	Follow a blog post
+30 pts.	Receive a medal
+10 pts.	Add internal links

## Karma for each user


In general, the number of collected Karma points is shown behind the names of the users. Here are some examples:



Popular


All Updates

Favourite Spaces

Network




**John Smith (67 karma)**  
 **New Karma Post**  
Updated a minute ago (view change)  
 **John Smith (67 karma)**  
Profile updated 7 minutes ago

 XConfluence


Spaces

People

Create



Blog / 2013 / März / 06  
**New Karma Post**  
Added by Karla Karma (151 karma), last edited by John Smith (67 karma) on Mar 07, 2013 (view change)



**Karla Karma (74 karma)**  
E-Mail: [K.Karla@communardo.de](mailto:K.Karla@communardo.de)

## Medals

Someone made your day today? Show it and award a medal. If you want to have your own set of Medals, you can change them in the [Karma configuration](#).



Hero of the day



Busy Bee



Life Saver



Genius



Thank You


Time-Saver

Great Time





By default, you can give two medals per day, so choose wisely. You can award a medal either by using the [Karma Overview](#) or via the hover profile card of a user:
















(P.S.: Receiving a medal will give you some Karma Points, too!)

## Badges

Besides Karma, you can obtain badges for particular actions or an accumulation of activities. Nearly everyone can get the Badge 'Mayfly'. But will you be able to land the titles of 'Label Neurotic' or 'Morning Bird'? So, if you are active, you will be rewarded with the acquisition of badges. (Psssst, if it's too easy or too hard to receive a specific Badge, you can configure it in the [Karma configuration](#).)

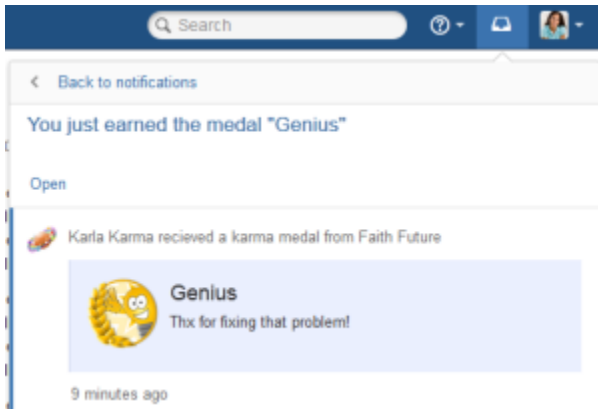
	Message in a Bottle Write a comment
	Hello World Update your Status
	Wet paint! Create a new page
	Mayfly Create a new blogpost

	Highlighter Add a label	
	Sputnik Follow someone	
	Love Letter Get 30 likes for one comment, page or blogpost	
	Mirror mirror on the wall Upload a profile picture	
	Morning Bird Login to the system before 8am	
	Night Owl Login to the system after 9pm	
	Lighthouse At least 30 people follow you	
	Commentator Write 100 Comments	
	Label Neurotic Label 1000 pages or blogposts	
	Like an open book Write 1000 status updates	
	Newspaper Man Add 1000 pages or blogposts	
	I am what I am Maintain your profile	

	<p>Hyperlinker Add 100 internal links</p>
---	---

## Notification

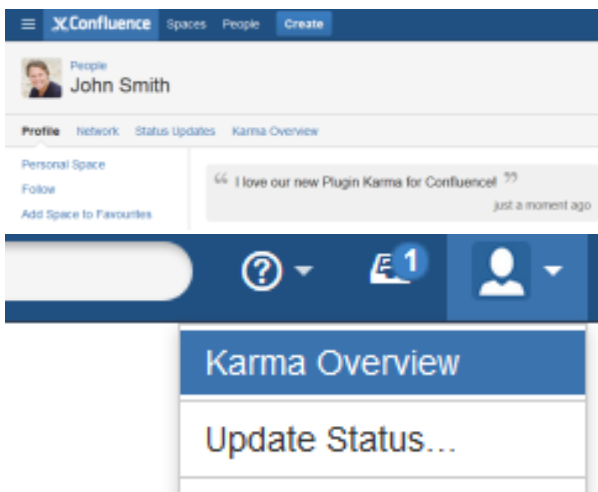
Whenever you or someone you follow receives a new medal or badge, you will get a notification via email or the Confluence Workbox at the upper right:



You don't want an email? No Problem: In your own [Karma Overview](#) click the Button "Configuration". It is located in the upper right corner of the screen. Simply deselect the email notifications in the pop-up and you won't receive them anymore.

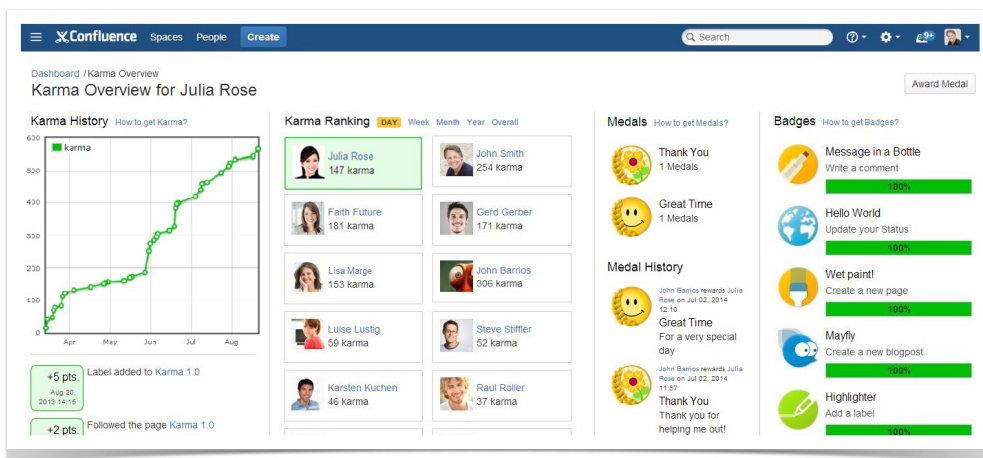
## The Karma Overview

You can reach it via the user profile view or the user dropdown.



The Karma Overview provides detailed information about Karma Points of a single user. You can have a look at your Karma Overview, but also the one of your team members.

It is divided into four parts: Karma History, Karma Ranking, Medals, Badges



## Karma History

The Karma History consist of a graph which shows your current Karma progress and the last 20 Karma Point events listed below. This graph will be updated once a day. In the list you can see, what you did for your Karma. When you have been awarded a medal, additionally the text, why you were such a good guy, is shown. The top right link on this column leads to a dialogue that shows all actions which you can get karma for.

## Karma Ranking

Karma Ranking lists all users which already gained Karma sorted descending by their Karma Points. The currently selected user is highlighted in green and therefore it is easy to find the current ranking. This allows you to immediately see how many points you still need to surpass your team colleagues. When you click on the profile of a colleague, you will come to their Karma Overview.

## Medals

In this area you can see, which Medal the Karma User was awarded yet and how often. The top right link will give you an overview on all available badges. Futhermore, there is a "Medal History" that shows the last 20 awarded medals for that user.

## Badges

The last column shows the current status of the Karma Users badges: achieved ones and in progress. The top right link on this column leads to a dialogue with all available badges.

## I don't want the fun with Karma!

What a pity! But here we go: In your own Karma Overview click the Button "Configuration". It is located in the upper right corner of the screen. Simply deselect your participation in the pop-up and you won't be listed anymore. If you want to join again, you won't have to start from the scratch. Just select the participation again and you will start, where you left (except the [configuration](#) is set to loose Karma over the time, if you are not active.).

## Macros

## "karma-medals"

### Medals [How to get Medals?](#)



Time-Saver  
1 Medals



Life-Saver  
1 Medals



Hero of the Day  
1 Medals

### Medal History



Homer Simpson rewarded John Barrios on Jul 08,  
2014 09:51  
Life-Saver



Karma Nutzer 1 rewarded John Barrios on Jul 07,  
2014 16:40  
Hero of the Day



Lisa Lustig rewarded John Barrios on Apr 29, 2014  
16:29  
Time-Saver

### Description

Show the medals in your system. Who is giving whom a medal. Filter to a specific user or show all user medals.

Parameter	Default	Description
showgroupedmedals	true	Display the medals grouped by its type
showmedalstream	true	Show the last 20 medals
medaluser	none	Filter the medal history to a specific user. Leave it blank to show the history of all users

### Karma Configuration

In the Administration of Confluence you have the option to configure Karma.

#### General Configuration

- You can decide whether or not Karma Points are shown on each user link.
- You are able to configure the delivery of notifications to the users
  - **DEFAULT** Only to the people's network (Followers)
  - To all users

#### Karma Events

You don't want to give Karma, when you search for something? You want to receive more Karma on the editing of a page? You want that your users have to regain Karma? No problem! In the Karma Events section you can choose for each event, if it will give Karma and how much Karma Point is earned by doing so.

Furthermore you can define, how much Karma will be lost (or gained) over the time. This affects all users, but it won't decrease Karma Points from a user, who has 0 Karma Points. If you want to regularly decrease 5 Karma Points you need to fill in "-5". To schedule the interval of the in- or decrease you need go to the "Scheduled Jobs" administration. Choose "Edit" on the "Karma Decrease/Increase Job" and define the new interval via Cron Expression.

You can go back to the standard setting by clicking the reset button.

## Badges

Configure the badges to match your needs! There are several things you can change on a badge:

**Activated** - Define whether you want to have this badge available or not.

**Title** - Insert a new badge title.

**Description** - Type in a new description for the badge.

**Icon URL** - Define an alternate badge icon! Simply insert the URL to your new icon. You can attach new icons to a Confluence page and reference the attachment URL.

**Parameters** - Some badges have parameters you can change. The parameter values can also be used in your badge title or badge description by using the syntax `${parametername}`.

## Medals

You want to change you medal appearance? OK, here we go! These are things you can change on a medal:

**Activated** - Define whether you want to have this medal available or not.

**Icon URL** - Set an alternate medal icon! Simply insert the URL to your new icon. You can attach new icons to a confluence page and reference attachment URL.

**Title** - Insert a new medal title.

Additionally you can define how much medals per day a user can award to another user. The standard is 2.

The screenshot displays the 'Karma Configuration' interface with three main panels: 'General Configuration', 'Badges', and 'Medals'. The 'Badges' panel is active, showing a list of 12 badges with their respective point values and descriptions. The 'Medals' panel shows settings for three medals: 'Hero of the Day', 'Busy Bee', and 'Life-Saver'. The 'General Configuration' panel shows the 'Userlink Karmapoints' setting.

**Karma Configuration**

**General Configuration**

Userlink Karmapoints ☒ Activate or deactivate the karma points on each userlink

Save Karma Configuration


**Badges**

Message in a Bottle

Active ☒

Title Message in a Bottle

Description Write a comment

Badge Icon URL  <http://com1924914.communardo.local>

Reset to default

Hello World

Active ☒

Title Hello World

Description Update your Status

**Karma Events**

Activation status and karma points

Event	Points	Active
Create a blogpost	15 pts.	<input checked="" type="checkbox"/>
Create a page	10 pts.	<input checked="" type="checkbox"/>
Create a comment	3 pts.	<input checked="" type="checkbox"/>
Label a page or blogpost	5 pts.	<input checked="" type="checkbox"/>
Other people like your content	10 pts.	<input checked="" type="checkbox"/>
Write a Status Update	2 pts.	<input checked="" type="checkbox"/>
Follow someone	2 pts.	<input checked="" type="checkbox"/>
Someone is following you	10 pts.	<input checked="" type="checkbox"/>
Create a personal Space	20 pts.	<input checked="" type="checkbox"/>
Edit a blogpost	3 pts.	<input checked="" type="checkbox"/>
Edit a page	3 pts.	<input checked="" type="checkbox"/>

**Medals**

**Basic Medal Settings**


Available medals per day 50

The number of medals per day a user may award to other u

**Hero of the Day**

Active ☒

Title Hero of the Day


Medal Icon URL  <http://com1924914.communardo.local>

Reset to default

**Busy Bee**

Active ☒

Title Busy Bee

Medal Icon URL  <http://com1924914.communardo.local>

Reset to default

**Life-Saver**

Active ☒

Title Life-Saver

Medal Icon URL 